

Scaled data based on original data using
LM-79-08 Approved Method: Electrical and Photometric Measurements of Solid-
State Lighting Products

Test Report Prepared for
Cooper Lighting Solutions
(formerly Eaton)

Brand: McGRAW-EDISON

Report Number: P386976

Luminaire Tested: **GWC-SA2D-722-U-SL4-HSS**

Issue Date: 3/3/2020

Test Information

Test Method: LM-79-08
Report Number: P386976
TEST IS SCALED FROM IESNA LM-79-08 TEST DATA (G2-1903-205-25)
Test Lab: INNOVATION CENTER
Issue Date: 3/3/2020
Manufacturer: COOPER LIGHTING SOLUTIONS (FORMERLY EATON)
Product Line: MCGRAW-EDISON
Catalog Number: GWC-SA2D-722-U-SL4-HSS
Description: GALLEON WALL LUMINAIRE
(2) 70 CRI, 2200K, 1200mA LIGHTSQUARES WITH 16 LEDS EACH AND TYPE IV
SPILL LIGHT ELIMINATOR OPTICS WITH HOUSE SIDE SHIELD
Light Source: -
Ballast/Driver: ELECTRONIC DRIVER

Summary

Lumens per Lamp: N/A
Luminaire Lumens: 9662 lumens
Efficiency: N/A
Efficacy: 75.5 lumens/watt
Luminous Opening: Rectangular (W 1' x L: 0.5' x H: 0')
IES Classification: Type IV - Short
BUG Rating: B1 - U0 - G2

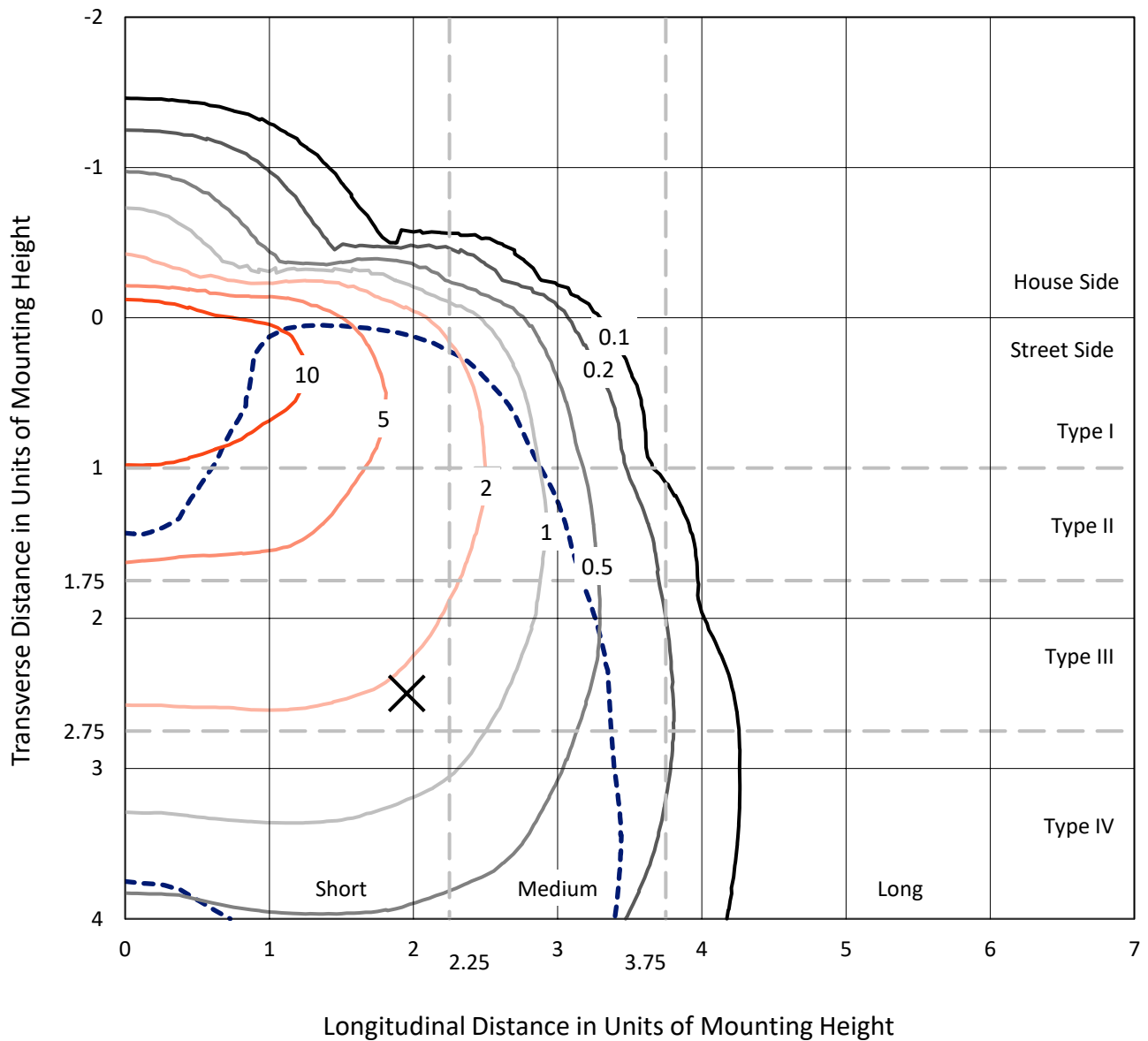
Input Watts (W): 128
Input Voltage (V): NR
Input Current (Ain): NR
Voltage Rise (V): NR
Power Factor: NR
Total Harmonic Distortion (THDi): NR
Frequency (hertz): 60
Stabilization Time: NR
Operation Time: NR
Ambient Temperature (°C): NR
Test Distance: 24 FT



REPORT NUMBER: P386976
 CATALOG NUMBER: GWC-SA2D-722-U-SL4-HSS

Iso-Footcandle Lines of Horizontal Illumination

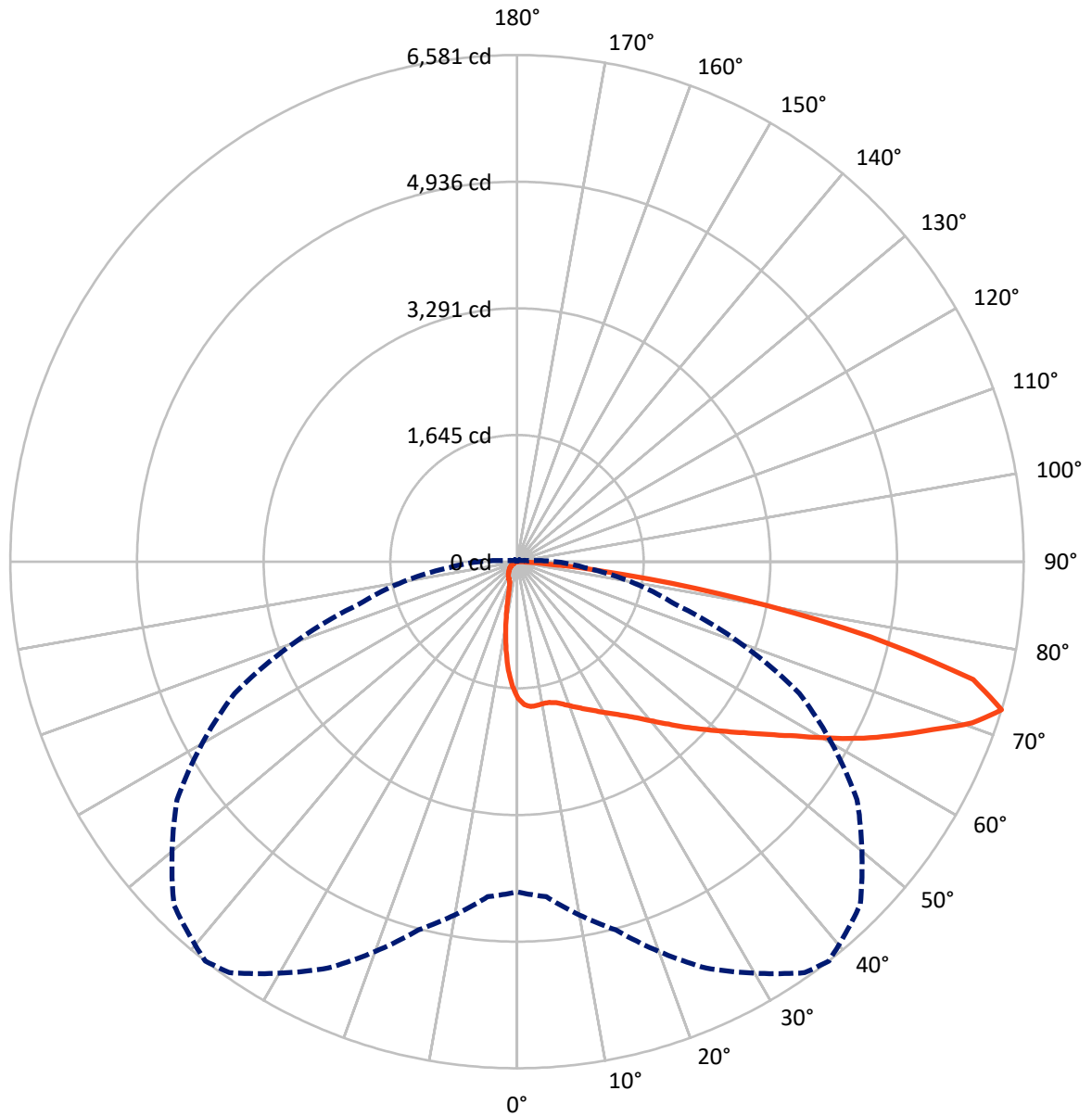
× Max cd
 - - - 1/2 Max cd



Based on 10 foot mounting height. Maximum calculated value = 18.8 fc
 Type IV - Short - N/A

REPORT NUMBER: P386976
CATALOG NUMBER: GWC-SA2D-722-U-SL4-HSS

Luminous Intensity Polar Plot



— Vertical Plane Through 38-Deg Lateral - - - Horizontal Cone Through 72.5-Deg Vertical

REPORT NUMBER: P386976

CATALOG NUMBER: GWC-SA2D-722-U-SL4-HSS

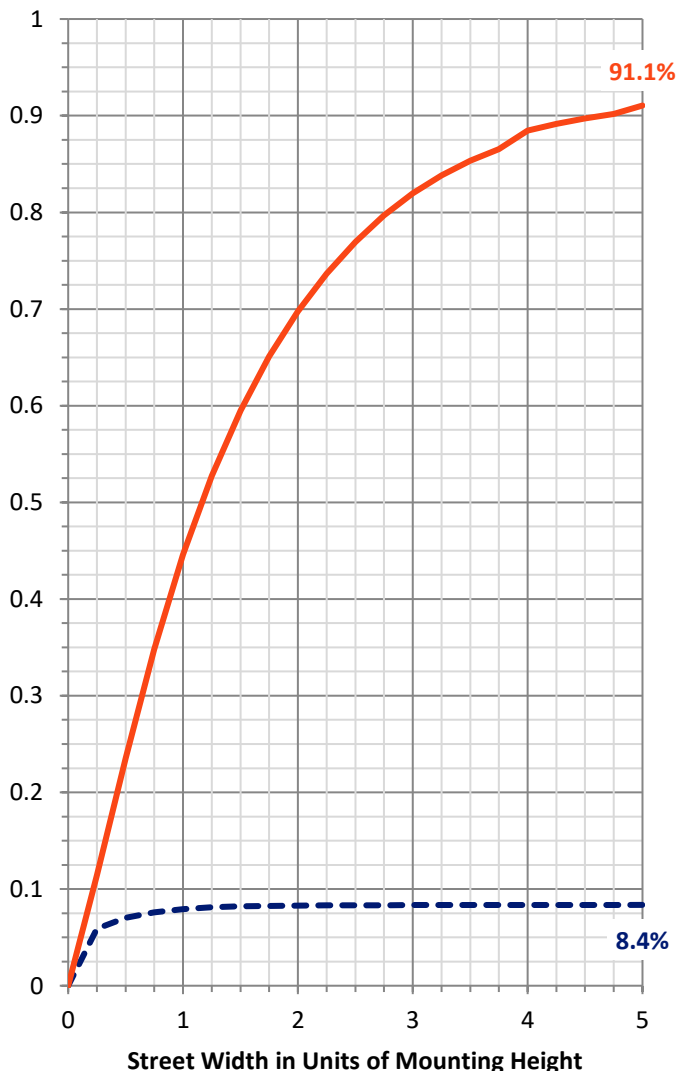
FLUX DISTRIBUTION:

		Downward	Upward	Total
House Side	Lumens	813.1	0.0	813.1
	% Fixture	8.4	0.0	8.4
Street Side	Lumens	8848.9	0.0	8848.9
	% Fixture	91.6	0.0	91.6
Total	Lumens	9662.0	0.0	9662.0
	% Fixture	100.0	0.0	100.0

ZONAL LUMENS:

Zone	Lumens	% Fixture
0°-10°	151.4	1.6
10°-20°	370.3	3.8
20°-30°	588.9	6.1
30°-40°	885.3	9.2
40°-50°	1350.6	14.0
50°-60°	1908.9	19.8
60°-70°	2394.4	24.8
70°-80°	1790.3	18.5
80°-90°	222.0	2.3
90°-100°	0.0	0.0
100°-110°	0.0	0.0
110°-120°	0.0	0.0
120°-130°	0.0	0.0
130°-140°	0.0	0.0
140°-150°	0.0	0.0
150°-160°	0.0	0.0
160°-170°	0.0	0.0
170°-180°	0.0	0.0
0°-90°	9662.0	100.0
0°-180°	9662.0	100.0

Coefficient of Utilization



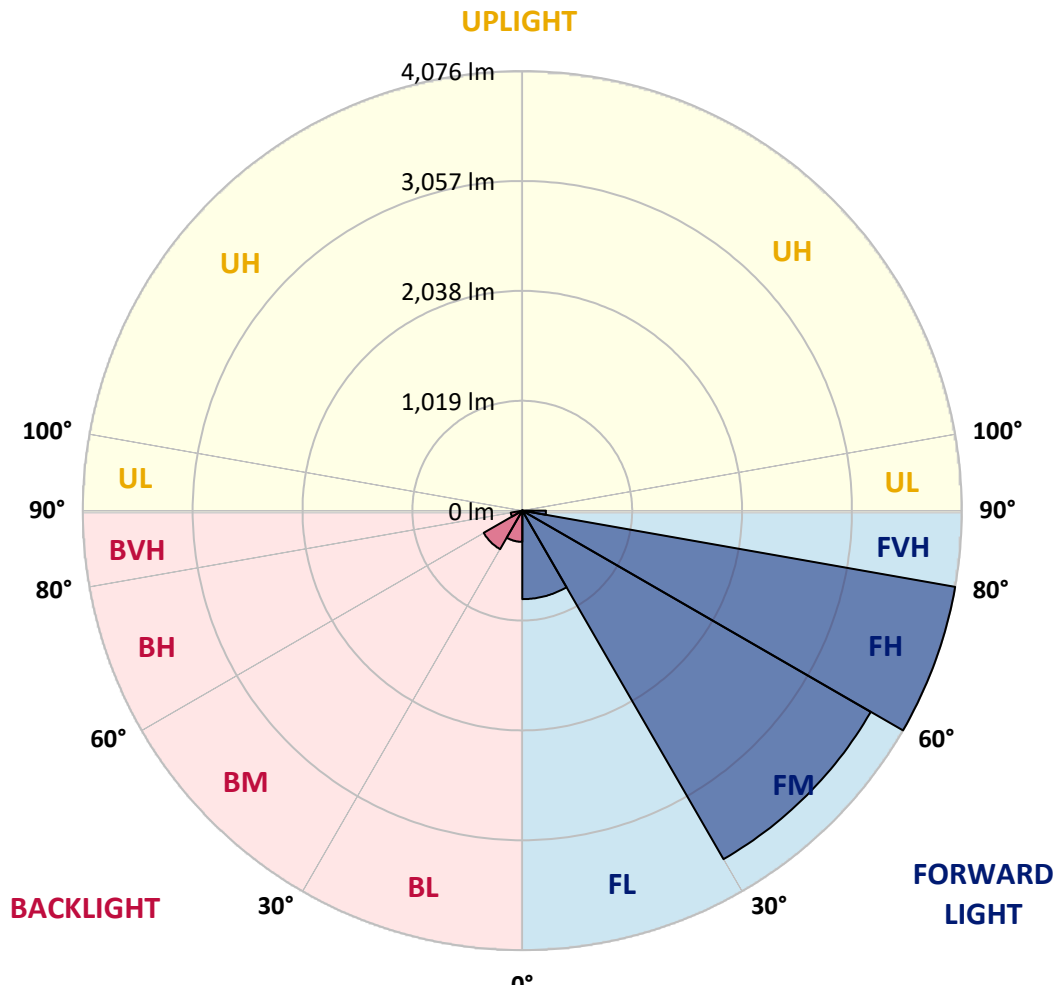
REPORT NUMBER: P386976

CATALOG NUMBER: GWC-SA2D-722-U-SL4-HSS

LUMINAIRE CLASSIFICATION SYSTEM LUMEN TABLE AND BUG RATING:

Zone	Lumens	% Fixture	Zone Rating/Lumen Limit		
			B	U	G
FL (0°-30°)	821.0	8.5			
FM (30°-60°)	3731.9	38.6			
FH (60°-80°)	4076.1	42.2			G2/5000
FVH (80°-90°)	219.9	2.3			G2/225
BL (0°-30°)	289.5	3.0	B1/500		
BM (30°-60°)	412.9	4.3	B1/1000		
BH (60°-80°)	108.6	1.1	B0/110		G0/110
BVH (80°-90°)	2.1	0.0			G0/10
UL (90°-100°)	0.0	0.0		U0/0	
UH (100°-180°)	0.0	0.0		U0/0	

BUG Rating: B1-U0-G2
 Type IV Short





REPORT NUMBER: P386976

CATALOG NUMBER: GWC-SA2D-722-U-SL4-HSS

CANDELA DISTRIBUTION (FULL):

	0°	5°	15°	25°	35°	38°	45°	55°	65°	75°	85°
0°	1776.8	1776.8	1776.8	1776.8	1776.8	1776.8	1776.8	1776.8	1776.8	1776.8	1776.8
2.5°	1886.0	1886.4	1881.9	1874.7	1865.5	1860.7	1852.6	1839.8	1826.2	1801.7	1775.2
5°	1924.5	1924.5	1918.9	1909.2	1894.4	1890.0	1874.7	1854.3	1826.2	1786.4	1741.9
7.5°	1920.5	1921.3	1913.6	1903.6	1888.8	1884.8	1866.3	1843.4	1808.5	1760.4	1703.4
10°	1899.6	1901.6	1895.6	1890.8	1877.1	1872.7	1855.5	1832.6	1797.7	1746.3	1680.9
12.5°	1878.3	1880.3	1882.3	1886.8	1878.3	1876.7	1863.1	1843.8	1810.5	1757.1	1683.3
15°	1864.7	1868.7	1883.1	1900.4	1902.4	1900.8	1892.0	1873.9	1840.2	1784.8	1700.6
17.5°	1864.7	1871.1	1901.2	1934.1	1945.7	1946.9	1939.3	1914.0	1873.9	1814.5	1716.6
20°	1880.3	1889.2	1936.1	1982.7	2001.9	2001.9	1987.1	1951.8	1904.8	1841.4	1727.5
22.5°	1920.5	1932.1	1991.1	2044.9	2065.3	2060.9	2040.8	1989.5	1936.9	1871.9	1741.1
25°	1999.5	2008.3	2069.7	2123.9	2136.3	2126.3	2101.0	2035.2	1977.8	1913.2	1766.0
27.5°	2101.4	2102.6	2166.0	2211.8	2204.2	2197.3	2165.6	2092.6	2036.8	1972.2	1808.9
30°	2213.4	2213.4	2269.2	2304.1	2280.8	2275.2	2243.5	2162.0	2112.3	2052.5	1869.9
32.5°	2321.7	2326.5	2371.9	2394.0	2367.9	2362.3	2331.4	2249.9	2212.6	2174.9	1965.0
35°	2426.5	2430.1	2473.0	2485.0	2460.2	2461.8	2439.7	2370.7	2356.6	2351.8	2108.3
37.5°	2528.0	2528.8	2572.5	2580.1	2567.7	2581.4	2583.4	2522.4	2548.4	2587.4	2310.1
40°	2620.7	2621.5	2664.8	2684.5	2705.7	2723.4	2739.0	2706.5	2792.8	2883.1	2550.5
42.5°	2694.9	2703.3	2758.3	2795.6	2851.8	2885.5	2928.0	2926.4	3083.7	3219.4	2841.0
45°	2760.3	2774.8	2851.4	2916.8	3013.1	3066.9	3133.5	3185.7	3411.2	3593.7	3135.1
47.5°	2846.6	2860.2	2947.7	3054.8	3183.3	3253.9	3364.2	3477.0	3771.1	3961.3	3422.4
50°	2968.2	2962.2	3048.4	3202.1	3367.0	3459.7	3617.0	3786.0	4128.2	4281.5	3591.3
52.5°	3097.8	3095.4	3159.2	3362.2	3583.7	3692.1	3899.9	4105.4	4469.7	4502.2	3668.8
55°	3258.3	3241.0	3294.8	3544.8	3840.9	3957.3	4202.1	4421.6	4741.8	4626.6	3707.7
57.5°	3426.4	3397.9	3449.3	3748.2	4131.0	4268.7	4536.7	4729.7	4922.7	4711.7	3707.3
60°	3600.2	3566.5	3627.5	4002.6	4491.4	4650.7	4899.5	4938.0	5091.7	4754.6	3680.0
62.5°	3745.4	3725.4	3816.0	4274.7	4893.9	5050.3	5173.5	5127.4	5234.1	4787.9	3616.2
65°	3899.1	3900.3	4046.8	4592.1	5321.6	5427.1	5437.6	5373.0	5353.3	4781.1	3400.3
67.5°	4107.0	4126.2	4370.6	5023.1	5737.7	5819.2	5818.4	5639.0	5440.4	4509.8	2921.6
70°	4326.9	4372.2	4743.8	5516.2	6191.9	6274.6	6232.1	5808.3	5122.6	3646.7	2067.7
72.5°	4289.9	4368.6	4951.2	5827.2	6518.2	6581.2	6304.7	5392.2	4048.8	2119.5	880.4
75°	3309.6	3400.7	4539.9	5519.0	6175.9	6119.3	5417.1	4196.0	2212.6	591.5	198.2
77.5°	1748.3	1796.9	2999.1	4204.5	4815.6	4697.2	3816.0	2327.7	674.5	146.5	89.1
80°	915.7	926.9	1306.9	2385.5	2972.2	2973.0	2261.5	1022.4	278.1	75.0	59.8
82.5°	490.3	500.0	690.6	1102.3	1557.3	1411.7	865.9	562.6	161.7	42.5	57.4
85°	118.0	120.0	391.6	503.6	612.3	437.4	257.2	472.3	43.7	24.9	46.5
87.5°	45.3	46.1	145.3	217.9	156.1	101.1	120.4	176.2	5.6	9.6	7.2
90°	0.0	0.0	0.0	0.0	0.0	0.0	0.0	0.0	0.0	0.0	0.0



REPORT NUMBER: P386976
 CATALOG NUMBER: GWC-SA2D-722-U-SL4-HSS

CANDELA DISTRIBUTION (continued):

	90°	95°	105°	115°	125°	135°	145°	155°	165°	175°	180°
0°	1776.8	1776.8	1776.8	1776.8	1776.8	1776.8	1776.8	1776.8	1776.8	1776.8	1776.8
2.5°	1759.2	1748.7	1723.0	1690.5	1661.6	1640.8	1609.5	1589.0	1575.4	1575.0	1569.8
5°	1714.6	1693.3	1638.0	1572.2	1512.4	1458.6	1395.2	1345.0	1307.7	1301.7	1288.9
7.5°	1666.9	1632.0	1546.9	1444.2	1343.8	1241.9	1123.5	1050.1	987.1	957.0	953.8
10°	1637.6	1588.6	1467.8	1319.4	1162.1	996.3	841.5	734.3	656.9	634.8	618.4
12.5°	1631.6	1566.9	1406.8	1202.2	977.5	758.4	587.1	473.1	411.3	391.6	386.4
15°	1637.6	1556.9	1355.5	1086.2	790.5	538.1	394.0	327.8	304.6	298.9	298.5
17.5°	1641.2	1544.9	1297.3	957.4	609.1	384.4	301.8	282.5	278.9	278.5	279.3
20°	1640.8	1526.4	1227.9	813.8	453.0	302.2	272.9	268.8	268.0	268.4	268.0
22.5°	1638.0	1504.8	1151.6	665.7	342.3	270.1	260.4	258.0	257.6	257.6	257.6
25°	1643.2	1487.5	1067.8	524.1	282.1	255.2	249.2	247.2	246.8	246.8	246.0
27.5°	1662.0	1477.9	975.9	403.3	254.8	242.0	237.1	236.7	235.5	235.1	235.9
30°	1692.5	1477.9	875.2	313.8	238.4	228.3	224.7	223.9	223.5	223.1	223.5
32.5°	1746.3	1489.1	765.2	260.8	222.7	213.1	210.7	211.9	210.7	210.7	210.7
35°	1843.4	1522.8	650.1	227.5	206.3	198.2	195.8	197.4	196.6	196.6	196.2
37.5°	1985.1	1585.4	534.1	207.5	191.8	183.4	180.2	182.6	181.8	181.8	181.4
40°	2157.6	1676.5	423.7	192.2	177.8	168.9	166.1	167.3	165.3	165.3	166.1
42.5°	2370.7	1792.1	327.4	177.4	163.7	155.3	153.7	152.5	148.9	146.9	147.3
45°	2607.4	1912.4	255.2	162.9	150.5	143.7	141.2	138.0	132.0	128.0	128.4
47.5°	2818.9	2005.1	207.5	148.9	138.4	133.2	129.6	123.6	114.8	109.9	110.3
50°	2930.1	2019.2	176.6	134.8	127.2	122.0	116.8	107.5	97.1	91.9	91.5
52.5°	2958.5	1953.4	153.7	122.0	116.0	109.9	103.1	90.7	79.0	73.4	72.6
55°	2969.0	1853.1	133.2	109.9	103.9	97.1	88.3	74.2	63.4	57.8	57.4
57.5°	2934.5	1703.4	117.2	99.1	91.9	83.5	72.6	59.4	49.0	44.5	44.5
60°	2857.8	1500.7	104.7	87.5	79.5	69.8	58.6	46.1	36.5	32.9	32.9
62.5°	2704.9	1238.3	93.1	75.4	67.8	57.8	47.3	34.9	25.7	23.7	24.1
65°	2416.4	939.4	81.5	64.6	57.8	47.8	36.9	24.9	17.3	17.3	18.1
67.5°	1970.6	652.5	69.4	55.0	49.8	38.9	28.1	17.3	12.0	13.6	15.2
70°	1304.5	366.0	59.4	45.3	42.5	30.9	20.9	11.6	9.6	12.8	15.6
72.5°	492.4	142.4	49.8	36.5	36.9	23.7	14.8	8.8	8.8	14.0	18.5
75°	137.2	69.8	35.7	26.9	28.9	17.3	10.8	7.6	8.4	16.1	21.7
77.5°	80.7	51.4	23.3	15.6	19.7	12.0	7.2	6.0	7.2	13.6	20.9
80°	65.0	27.3	13.6	8.0	10.8	6.8	4.8	3.6	2.0	5.2	10.8
82.5°	65.0	16.5	6.4	5.6	5.6	3.6	2.4	1.6	0.4	0.0	2.8
85°	43.7	6.8	4.0	3.6	2.8	1.2	0.8	0.4	0.0	0.0	0.0
87.5°	7.2	2.8	1.6	0.8	0.4	0.0	0.0	0.0	0.0	0.0	0.0
90°	0.0	0.0	0.0	0.0	0.0	0.0	0.0	0.0	0.0	0.0	0.0

Signify Classified - Internal
Cooper Lighting Solutions Photometric Lab
1121 Highway 74 South
Peachtree City, GA 30269

Scaled Data Report



Report Generated By 670245982

Signify Classified - Internal
Cooper Lighting Solutions Photometric Lab
1121 Highway 74 South
Peachtree City, GA 30269

Scaled Data Report



Signify Classified - Internal
Cooper Lighting Solutions Photometric Lab
1121 Highway 74 South
Peachtree City, GA 30269

Scaled Data Report



Signify Classified - Internal
Cooper Lighting Solutions Photometric Lab
1121 Highway 74 South
Peachtree City, GA 30269

Scaled Data Report





--- HS — SS

Signify Classified - Internal
Cooper Lighting Solutions Photometric Lab
1121 Highway 74 South
Peachtree City, GA 30269

Scaled Data Report



u

Signify Classified - Internal
Cooper Lighting Solutions Photometric Lab
1121 Highway 74 South
Peachtree City, GA 30269

Scaled Data Report



Signify Classified - Internal
Cooper Lighting Solutions Photometric Lab
1121 Highway 74 South
Peachtree City, GA 30269

Scaled Data Report



(END OF REPORT)